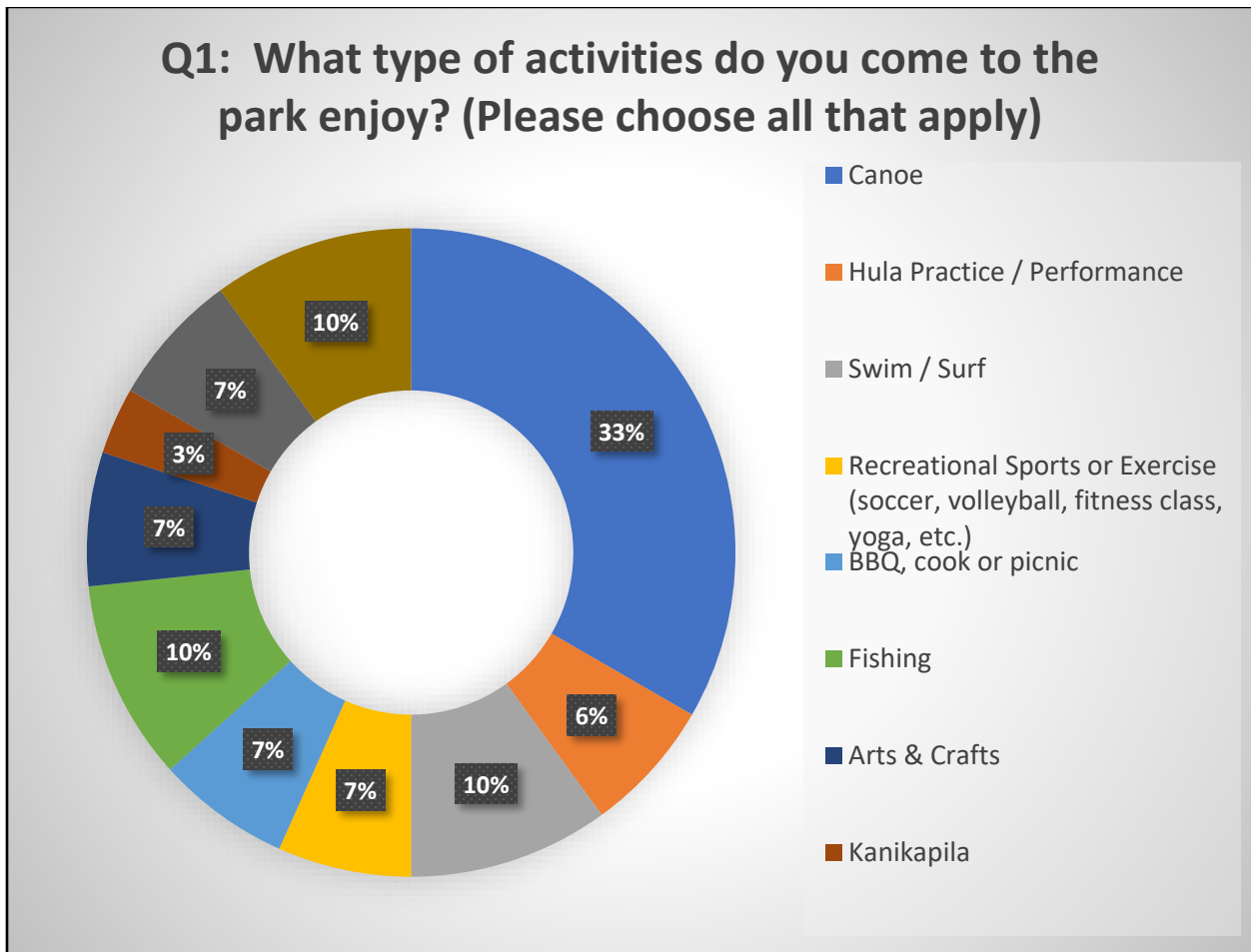
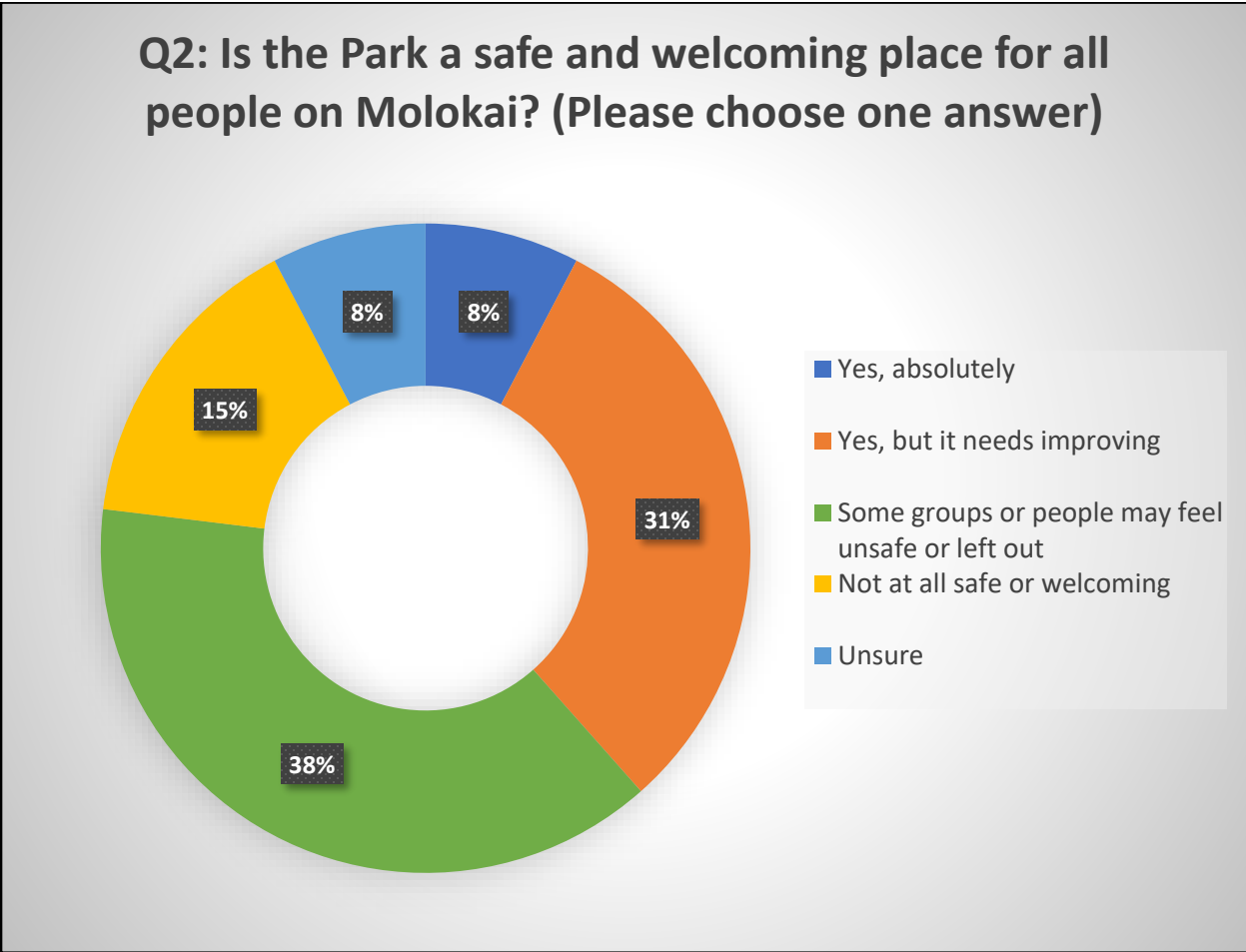


DHHL Malama Cultural Park  
Beneficiary Consultation Meeting  
Polling Summary  
October 12 & 13, 2020

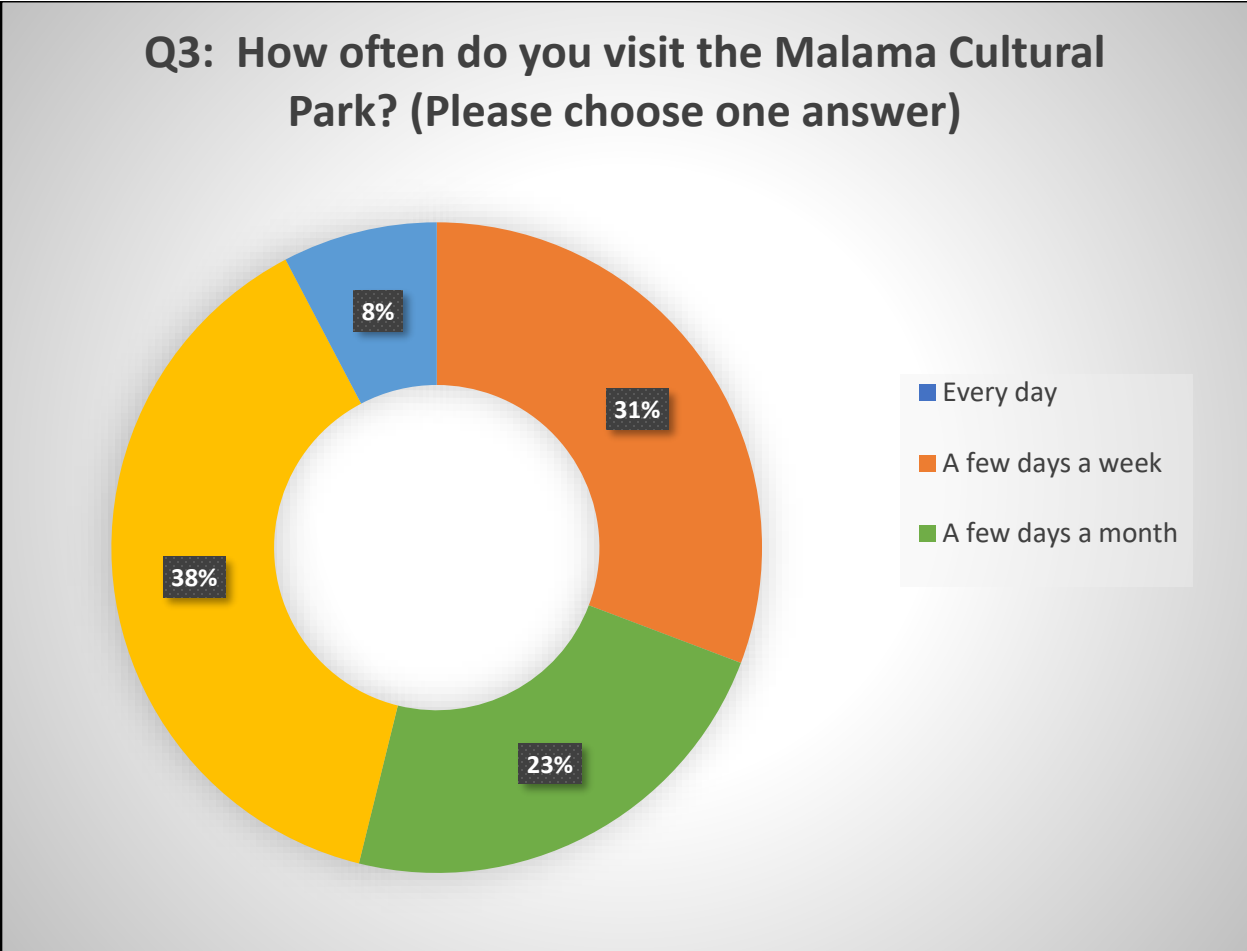
Q1: What type of activities do you come to the park enjoy? (Please choose all that apply)			
n= 13			
Response	Frequency	Percent (%)	Weighted Percent (%)
Canoe	10	77	33
Hula Practice / Performance	2	15	7
Swim / Surf	3	23	10
Recreational Sports or Exercise (soccer, volleyball, fitness class, yoga, etc.)	2	15	7
BBQ, cook or picnic	2	15	7
Fishing	3	23	10
Arts & Crafts	2	15	7
Kanikapila	1	8	3
Read / Relax	2	15	7
Other	3	23	10



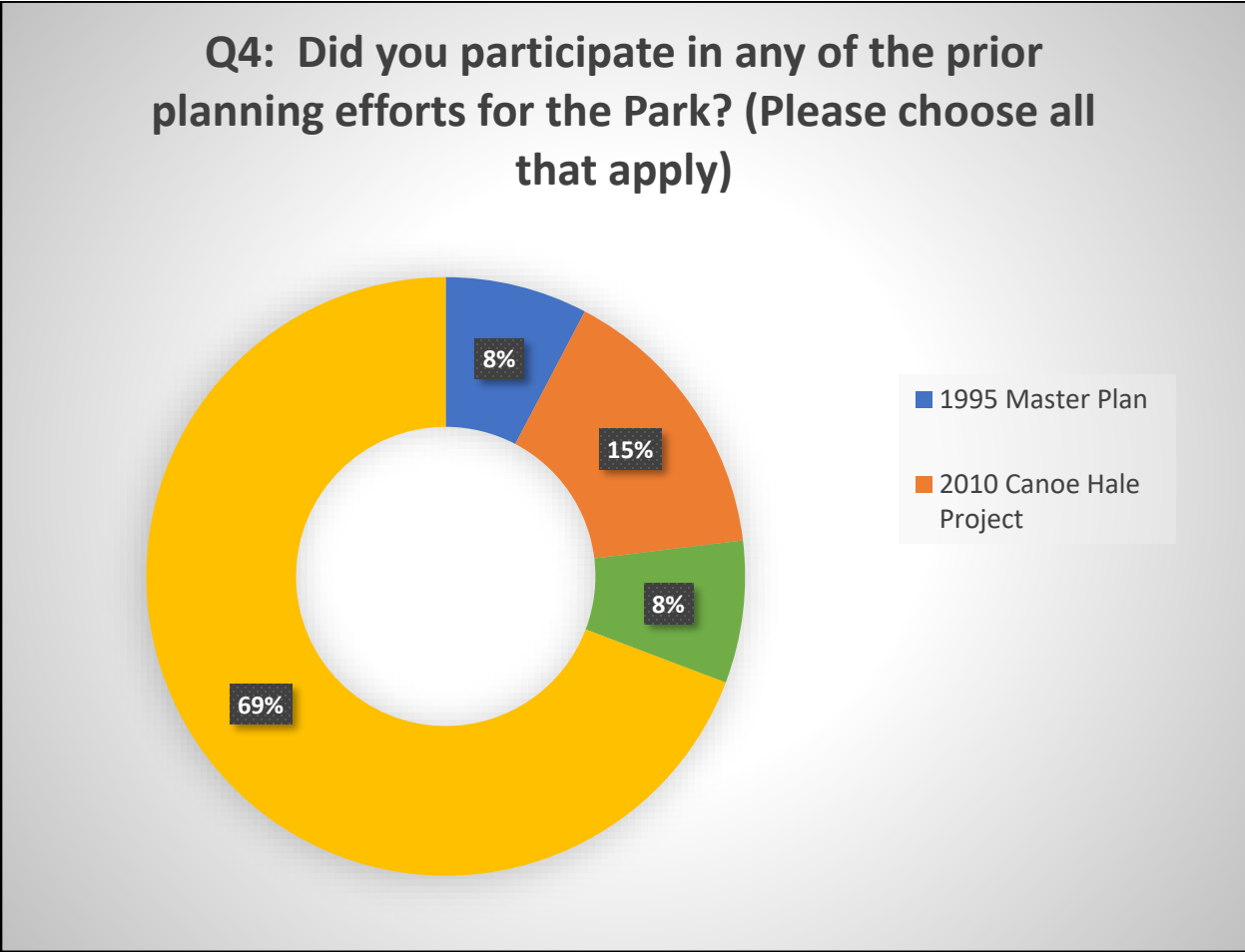
Q2: Is the Park a safe and welcoming place for all people on Molokai? (Please choose one answer)			
n= 13			
Response	Frequency	Percent (%)	Weighted Percent (%)
Yes, absolutely	1	8	8
Yes, but it needs improving	4	31	31
Some groups or people may feel unsafe or left out	5	38	38
Not at all safe or welcoming	2	15	15
Unsure	1	8	8



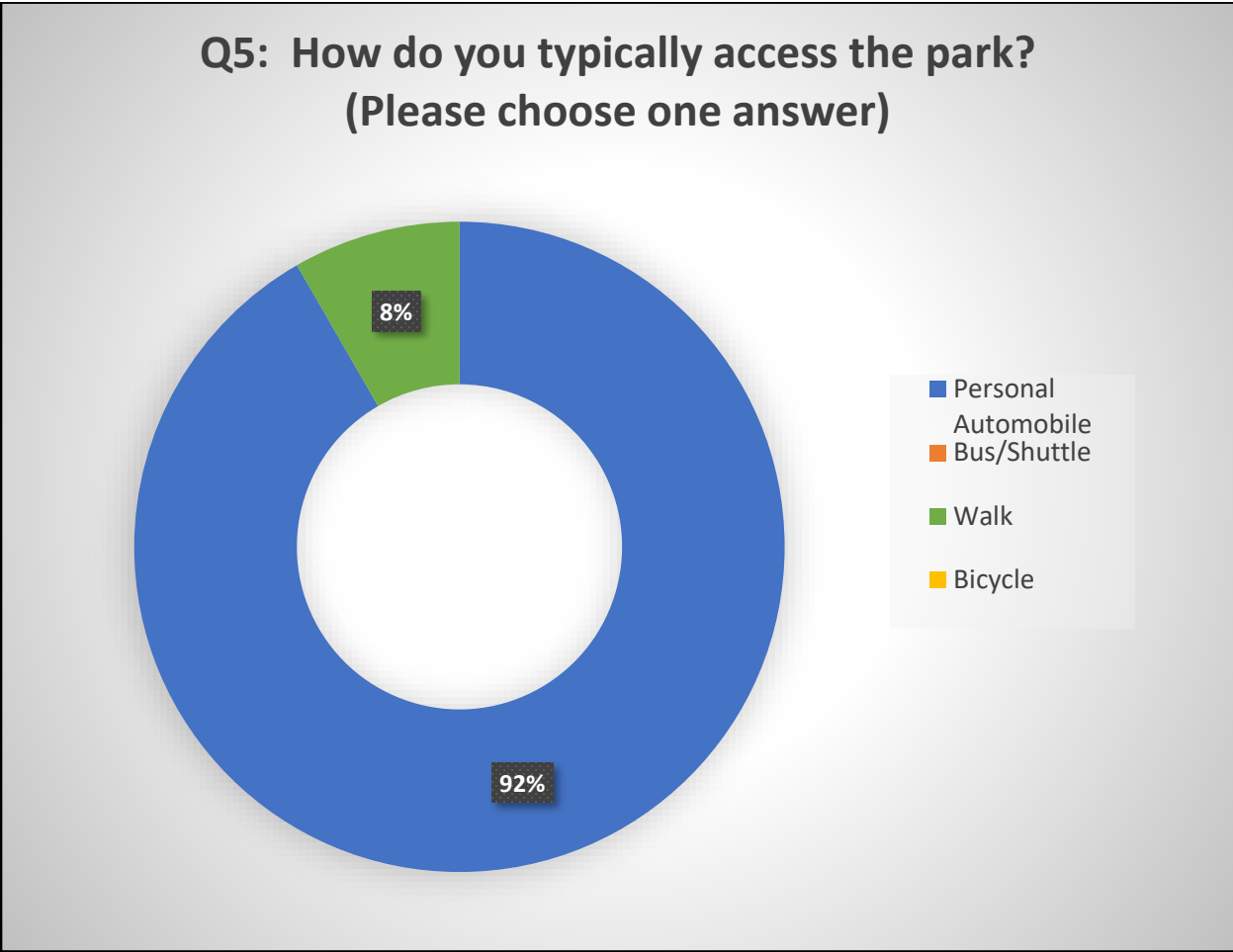
Q3: How often do you visit the Malama Cultural Park? (Please choose one answer)			
n= 13			
Response	Frequency	Percent (%)	Weighted Percent (%)
Every day	0	0	0
A few days a week	4	31	31
A few days a month	3	23	23
Only for special occasions	5	38	38
Not at all	1	8	8



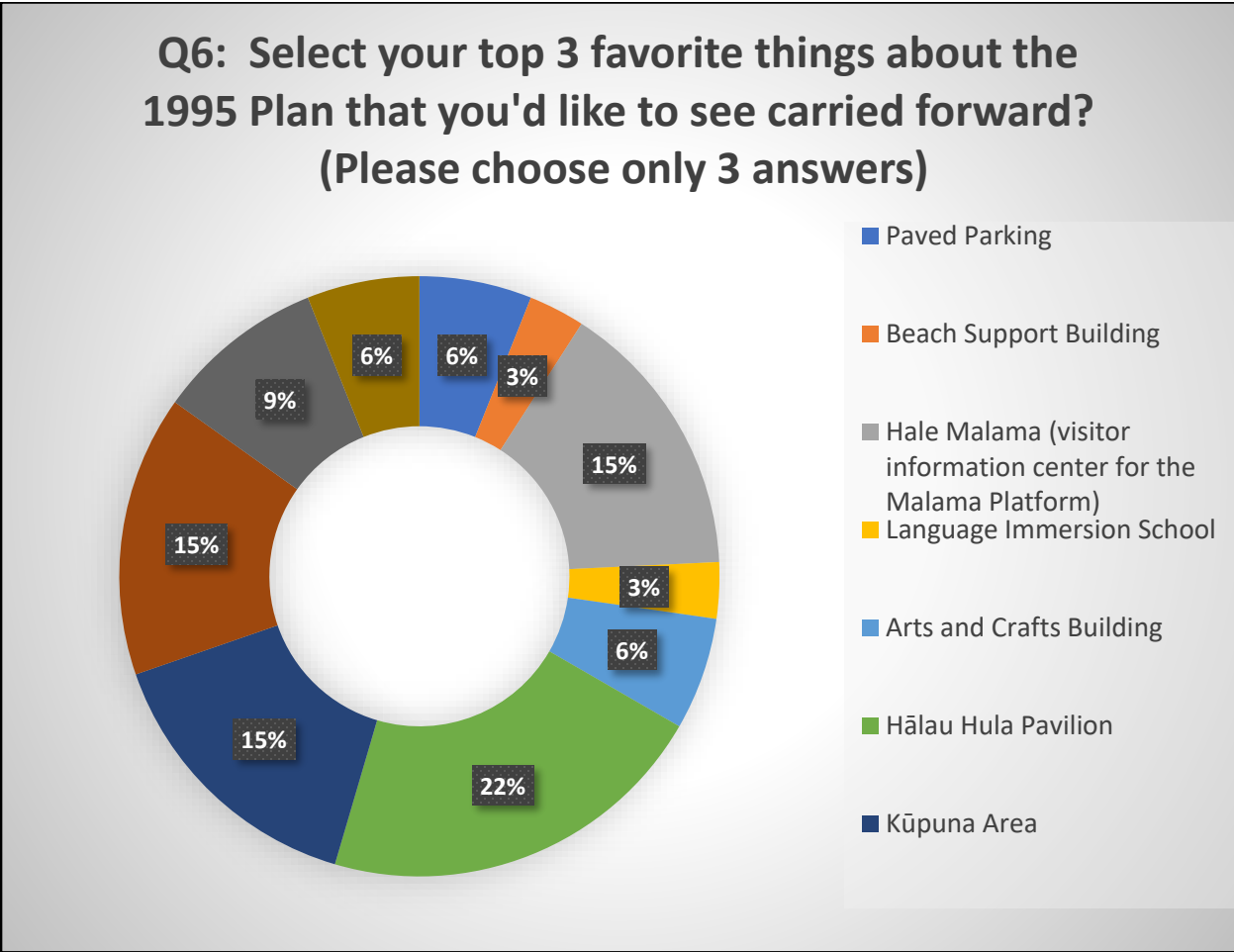
Q4: Did you participate in any of the prior planning efforts for the Park? (Please choose all that apply)			
n= 13			
Response	Frequency	Percent (%)	Weighted Percent (%)
1995 Master Plan	1	8	8
2010 Canoe Hale Project	2	15	15
Other	1	8	8
Did not participate	9	69	69



Q5: How do you typically access the park? (Please choose one answer)			
n= 13			
Response	Frequency	Percent (%)	Weighted Percent (%)
Personal Automobile	12	92	92
Bus/Shuttle	0	0	0
Walk	1	8	8
Bicycle	0	0	0
Skateboard	0	0	0
Other	0	0	0

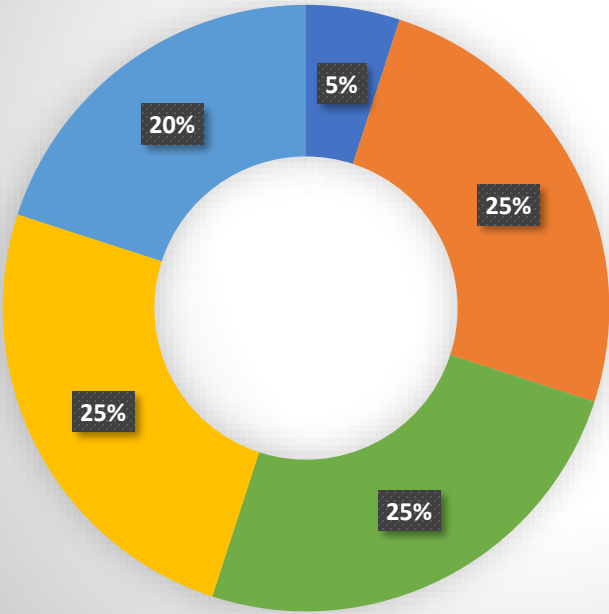


Q6: Select your top 3 favorite things about the 1995 Plan that you'd like to see carried forward? (Please choose only 3 answers)			
n= 11			
Response	Frequency	Percent (%)	Weighted Percent (%)
Paved Parking	2	18	6
Beach Support Building	1	9	3
Hale Malama (visitor information center for the Malama Platform)	5	45	15
Language Immersion School	1	9	3
Arts and Crafts Building	2	18	6
Hālau Hula Pavilion	7	64	21
Kūpuna Area	5	45	15
Hālau wa'a	5	45	15
Wetland restoration and overlook area	3	27	9
Site Lighting (Public Safety / Security)	2	18	6



Q7: Which of these most accurately describes your vision for the Malama Cultural Park? (Please choose your top 2 answers)			
n= 11			
Response	Frequency	Percent (%)	Weighted Percent (%)
A quiet and leisurely place for reading, relaxing, and personal contemplation.	1	9	5
A safe and family orientated space for playing, celebrating, and recreating.	5	45	25
An active recreation area that inspires personal growth, healthy lifestyles, and team building.	5	45	25
A natural area focused on education and the preservation of resources.	5	45	25
A dynamic marketplace for arts, music, local foods and cultural performance.	4	36	20

**Q7: Which of these most accurately describes your vision for the Malama Cultural Park?  
(Please choose your top 2 answers)**



- A quiet and leisurely place for reading, relaxing, and personal contemplation.
- A safe and family orientated space for playing, celebrating, and recreating.
- An active recreation area that inspires personal growth, healthy lifestyles, and team building.
- A natural area focused on education and the preservation of resources.

Q8: Do you still like the 1995 Plan? (Please choose one answer)			
n= 11			
Response	Frequency	Percent (%)	Weighted Percent (%)
Yes completely	0	0	0
Yes but it needs improving	3	27	27
Only some of it	8	73	73
No not at all	0	0	0
I don't know	0	0	0

